


PROXIMITY SWITCHES

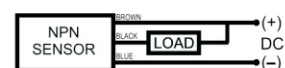
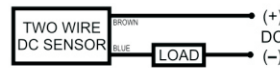
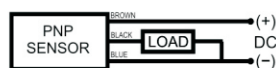
ANALOG PROXIMITY SWITCH

Electronic Switches (I) P. Ltd; offers Analog Sensors which are self-contained, general purpose, solid-state devices designed to sense the presence of ferrous and nonferrous metal objects without touching them. These special versions provide a 0...10V sourcing analog output proportional to the sensing distance. It is used in Light-duty packaging applications Automotive welding equipment, Food-processing plants, Textile and many other automation systems.

Supply	: 24 Volts DC
Output	: 0 - 10 Volts DC (Proportional)
Housing	: Plated Brass
Current	: 200 mA (max)
Operating Temp.	: Up to 55 degrees C
For M 18 Sensor	: Range : 2 - 7 mm (Ferrous) (Model : AN 1807)
For M 30 Sensor	: Range : 2 - 10 mm (Ferrous) ... (Model : AN 3010)
Dimensions	: 18 D / 30 D x 65 L mm
Cable	: 3 wire type, 2 Meters



REED SWITCH / CYLINDER POSITION SENSOR



MODEL	MR 01	MR 03 N	MR 03 P
Cable	2 Core Wire	3 Core Wire	3 Core Wire
Cable Length	2 Meters	2 Meters	2 Meters
Indication	LED	LED	LED
Max Switching Power	0.5 W	1 Watt	1 Watt
Operating Frequency	100 Hzs	100 Hzs	100 Hzs
Operating Voltage	10 -30 VDC	10 -30 VDC	10 -30 VDC
Output Logic	SPST - NO	NPN	PNP
Output Current	200 mA (max)	300 mA (max)	300 mA (max)
Voltage Drop	3.0 Volts (max)	NIL	NIL
Suitable For	Relay / PLC	Relay / PLC	Relay / PLC
Dimensions	4.8 x 6.4 x 38 mm	4.8 x 6.4 x 38 mm	4.8 x 6.4 x 38 mm

PROXIMITY SWITCHES

INDUCTIVE PROXIMITY SWITCHES : AC TYPE

NO	MODEL	O/P	TYPE	RANGE	OUTPUT	HOUSING
1	IP 12102 AF	NO	FLUSH	2	SOLID	D:12mm
2	IP 12202 AF	NC		mm		L:90mm
3	IP 12104 AN	NO	NON	4	STATE	D:12mm
4	IP 12204 AN	NC	FLUSH	mm		L:95mm
5	IP 18105 AF	NO	FLUSH	5	SOLID	D:18mm
6	IP 18205 AF	NC		mm		L:80mm
7	IP 18108 AN	NO	NON	7	STATE	D:18mm
8	IP 18208 AN	NC	FLUSH	mm		L:90mm
9	IP 30110 AF	NO	FLUSH	10	SOLID	D:30mm
10	IP 30210 AF	NC		mm		L:95mm
11	IP 30115 AN	NO	NON	12	STATE	D:30mm
12	IP 30215 AN	NC	FLUSH	mm		L:100mm

INDUCTIVE PROXIMITY SWITCHES : 2 WIRE-DC

Supply Voltage	: 24 Volts Dc
Output	: NPN or PNP
Output Type	: NO (Normally Open)
Diameter & Range	: Dia : 12 mm : Range : 02 mm . Flush
	: Dia : 12 mm : Range : 04 mm . Non Flush
	: Dia : 18 mm : Range : 05 mm . Flush
	: Dia : 18 mm : Range : 07 mm . Non Flush
	: Dia : 30 mm : Range : 10 mm . Flush
	: Dia : 30 mm : Range : 13 mm . Non Flush
Cable Length	: 2 Meters

CAPACITIVE PROXIMITY SWITCHES : DC TYPE

NO	MODEL	O/P	O/P	TYPE	RANGE	HOUSING
1	CP 18106 DN	NPN	NO	NON	6	D:18mm
2	CP 18206 DN	NPN	NC			
3	CP 18306 DN	PNP	NO	FLUSH	mm	L:80mm
4	CP 18406 DN	PNP	NC			
5	CP 30115 DN	NPN	NO	NON	15	D:30mm
6	CP 30215 DN	NPN	NC			
7	CP 30315 DN	PNP	NO	FLUSH	mm	L:80mm
8	CP 30415 DN	PNP	NC			

INDUCTIVE PROXIMITY SWITCHES : DC TYPE

NO	MODEL	O/P	O/P	RANGE	TYPE	HOUSING
1	IP 06101 DF	NPN	NO	1 mm	FLUSH	D:6.5mm L:45mm
2	IP 06201 DF	NPN	NC			
3	IP 06301 DF	PNP	NO			
4	IP 06401 DF	PNP	NC			
5	IP 08101 DF	NPN	NO	1 mm	FLUSH	D:08mm L:45mm
6	IP 08201 DF	NPN	NC			
7	IP 08301 DF	PNP	NO			
8	IP 08401 DF	PNP	NC			
9	IP 12102 DF	NPN	NO	2 mm	FLUSH	D:12mm L:50mm
10	IP 12202 DF	NPN	NC			
11	IP 12302 DF	PNP	NO			
12	IP 12402 DF	PNP	NC			
13	IP 12104 DN	NPN	NO	4 mm	NON FLUSH	D:12mm L:55mm
14	IP 12204 DN	NPN	NC			
15	IP 12304 DN	PNP	NO			
16	IP 12404 DN	PNP	NC			
17	IP 18105 DF	NPN	NO	5 mm	FLUSH	D:18mm L:70mm
18	IP 18205 DF	NPN	NC			
19	IP 18305 DF	PNP	NO			
20	IP 18405 DF	PNP	NC			
21	IP 18108 DN	NPN	NO	8 mm	NON FLUSH	D:18mm L:80mm
22	IP 18208 DN	NPN	NC			
23	IP 18308 DN	PNP	NO			
24	IP 18408 DN	PNP	NC			
25	IP 30110 DF	NPN	NO	10 mm	FLUSH	D:30mm L:70mm
26	IP 30210 DF	NPN	NC			
27	IP 30310 DF	PNP	NO			
28	IP 30410 DF	PNP	NC			
29	IP 30115 DN	NPN	NO	15 mm	NON FLUSH	D:30mm L:80mm
30	IP 30215 DN	NPN	NC			
31	IP 30315 DN	PNP	NO			
32	IP 30415 DN	PNP	NC			
33	IP 36120 DN	NPN	NO	15 mm	NON FLUSH	D:36mm L:80mm
34	IP 36220 DN	NPN	NC			
35	IP 36320 DN	PNP	NO			
36	IP 36420 DN	PNP	NC			
33	IP 50120 DN	NPN	NO	20 mm	NON FLUSH	D:50mm L:60mm
34	IP 50220 DN	NPN	NC			
35	IP 50320 DN	PNP	NO			
36	IP 50420 DN	PNP	NC			

COMMON SPECIFICATIONS :

Supply DC type : 10 to 30 V DC
 Supply AC type : 230 V AC
 Load Current : 200 mA
 Indication : LED
 Wire Length : 2 mtrs.

1. Models available with connector for sensor of diameter 12 mm & above.
2. For AC Switches, Short Circuit Protection not available.
3. Sensor with 6 mm diameter are available without threading.